



# ClearView WealthFoundations

## Super and Pension Investment Options List

Prepared 1 February 2024

Issued by: Equity Trustees Superannuation Limited ABN 50 055 641 757 RSE License L0001458 as Trustee for the ClearView Retirement Plan ABN 45 828 721 007 RSE Registration No R1001624.  
USI: CVW0001AU

## Contact Details

ClearView WealthFoundations  
GPO Box 4232  
Sydney NSW 2001  
**132 977**  
**client.wealth@clearview.com.au**  
**clearview.com.au**

Product Disclosure Statement (PDS)	Additional Information Brochure (AIB)	Investment Options List (IOL)
Contains key information. Available online at <b>clearview.com.au/pds</b> or by calling <b>132 977</b> .	Contains important information on account management, super and pension products. Available online at <b>clearview.com.au/pds</b> or by calling <b>132 977</b> .	Contains more detailed information on available investments. Available online at <b>clearview.com.au/pds</b> or by calling <b>132 977</b> .

The information in this IOL forms part of the PDS for ClearView WealthFoundations Super and Pension dated 14 December 2023. You should consider this IOL the PDS, the AIB and the Target Market Determination (**TMD**) before making a decision about WealthFoundations. You can obtain a copy of these documents and any other required updated information free of charge at **clearview.com.au/pds** or by calling the Service Centre on **132 977**.

Information in this IOL is up to date at the date of preparation and is subject to change from time to time. If a change occurs to information in this IOL that is not materially adverse, we may update this IOL via the website at **clearview.com.au/pds**. You may request a paper or electronic copy of any updated information from us at any time, free of charge, by calling the Service Centre on **132 977** or by contacting your financial adviser. If the change to the information is materially adverse we will re-issue this IOL.

The underlying investments listed in this IOL are issued by ClearView Life.

The information provided in this document is general information only and does not take account of your personal objectives, financial situation or needs (personal circumstances). You should consider the appropriateness of the information in this PDS having regard to your personal circumstances. Your financial adviser can provide you with personal advice that meets your personal circumstances and we recommend you discuss your situation with them before acting on the information in this document.

Chant West has given its consent to the inclusion in this PDS of the references to Chant West and the inclusion of the logos and ratings provided by Chant West in the form and context in which they are included.



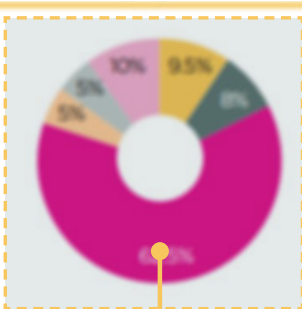
For further information about the methodology used by Chant West, see **chantwest.com.au**.

# Guide to each Strategy

This is information about who this option is suitable for and the risk target.

This is the target asset allocation and range split between growth and defensive assets.

IPS Active Dynamic 30	
WealthSaver investment codes	Super - FCE2287AU, Pension - FCE2285AU
Product summary	A portfolio of actively managed assets designed to achieve stable returns over the short to medium-term.
Investor profile	For investors who regard security and stability as more important than the level of returns.
Investment return benchmark	CPI + 2% p.a. over rolling 3-year periods (before fees & taxes)
Minimum suggested time frame	3 years
Standard Risk Measure (SRM)	2 / Low
Target (and range) for assets	Growth 30% (20-40%), Defensive 70% (60-80%)



First Sentier Investors Infrastructure Fund	5%	CVW0009AU	CVW0024AU
Schroder Equity Opportunities Fund	6%	CVW0022AU	CVW0027AU
Hyperion Australian Shares Fund	2%	CVW0013AU	CVW0028AU
CLAL Antipodes Global Fund	4%	CVW2683AU	CVW6830AU
Fairlight Global Fund	3%	CVW0048AU	CVW0105AU
Stewart Investors Worldwide Sustainability Fund	2.5%	CVW0015AU	CVW0030AU
ClearBridge RARE Emerging Markets Fund	5%	CVW0018AU	CVW0033AU
CLAL Money Market Fund	10%	CVW0005AU	CVW0020AU
CLAL Fixed Interest Fund	2.5%	CVW0006AU	CVW0021AU

This is the asset class split for each IPS Strategy at the date of this document.

**Growth Assets**

- Property
- Infrastructure
- Australian Shares
- International Shares
- Emerging Markets

**Defensive Assets**

- Money market
- Fixed Interest

These are the underlying investment options with current allocations and their APIR codes.

# Investment strategies available

This Investment Options List (IOL) contains more detail on the following investment strategies:

## IPS Strategies (available for your Investment Pool)

Diversified Active options	Diversified Index options	Diversified Active & Index options	Sector specific options
IPS Active Dynamic 30	IPS Index Dynamic 30	Cautious 30	IPS Active Australian Shares
IPS Active Dynamic 50	IPS Index Dynamic 50	Prudent 50	IPS Active International Shares
IPS Active Dynamic 70	IPS Index Dynamic 70	Assertive 70	IPS Index Shares
IPS Active Dynamic 90	IPS Index Dynamic 90	Aggressive 95	IPS Conservative Growth
IPS Active Strategic 30	IPS Index Strategic 30		IPS Income
IPS Active Strategic 50	IPS Index Strategic 50		IPS Money Market
IPS Active Strategic 70	IPS Index Strategic 70		
IPS Active Strategic 85	IPS Index Strategic 85		
IPS Active Strategic 100	IPS Index Strategic 100		
	IPS Index Base 50		
	IPS Index Base 70		
	IPS Index Base 100		

## LifeStages (refer to relevant IPS Strategy for your age)

Age at rebalance	LifeStages IPS Strategy
Less than 50	IPS Active Dynamic 90
50 to less than 60	IPS Active Dynamic 70
60 to less than 70	IPS Active Dynamic 50
70+	IPS Active Dynamic 30

## Guaranteed Cash

# Strategic option asset allocation targets

Below are the asset allocation targets (based on asset classes) for the Strategic options as at the date of preparation of this IOL:

Asset Class	Strategic 30	Strategic 50	Strategic 70	Strategic 85	Strategic 100
Australian equities	11%	19%	29%	33%	39%
International equities	16%	25%	31.25%	41.75%	48.75%
Property and infrastructure	3%	6%	9.75%	10.25%	12.25%
Australian fixed interest	24%	20%	13%	6%	0%
International fixed interest	24%	20%	13%	6%	0%
Money Market	22%	10%	4%	3%	0%

Allocations to underlying investments are shown for each of the Strategic options later in this IOL.

Information about asset class allocations and underlying investment allocations is also shown for other options and Guaranteed Cash below.

Underlying investments are shown for illustrative purposes only and you cannot choose which underlying investments are used in the option. Underlying investments are shown as at the date of preparation of this IOL and may change from time to time as determined by the Trustee and ClearView Life.

# General investment and investment risk information

## How is risk measured?

The Standard Risk Measure (**SRM**) for each investment option (shown in this IOL) is based on industry guidance to allow members to compare investment options that are expected to deliver negative annual returns over any 20-year period as shown in the table below. The SRM is not a complete assessment of all forms of investment risk, for instance it does not detail what the size of a negative return could be or the potential for a positive return to be less than a member may require to meet their objectives. Further, it does not take into account the impact of administration fees and tax on the likelihood of a negative return.

The SRM is an industry wide standard designed to allow members to compare investment options in terms of risk. A series of labels and bands are used to convey the level of likely risk as shown in the accompanying table. The SRM looks at the probable number of years in a 20-year period where annual returns are likely to be negative. In calculating the SRM, conventional statistical techniques are used to forecast statistically likely future outcomes. It therefore should be used as a guide only, as opposed to a definitive statement on the future outcomes of an investment.

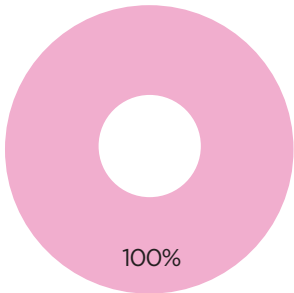
You should still ensure you are comfortable with the risks and potential losses associated with your chosen investment options.

Risk band	Risk label	Estimated number of negative annual returns over any 20-year period
1	Very low	Less than 0.5
2	Low	0.5 to less than 1
3	Low to medium	1 to less than 2
4	Medium	2 to less than 3
5	Medium to high	3 to less than 4
6	High	4 to less than 6
7	Very high	6 or greater

## Guaranteed Cash in detail

### Guaranteed Cash

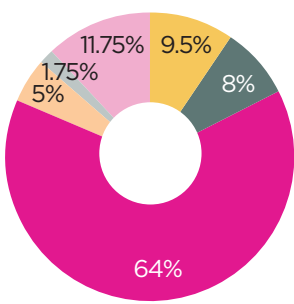
WealthSolver investment codes	Super - FC62314AU, Pension - FC62342AU			
Product summary	A portfolio of cash and short-term securities designed to provide security of capital with some income.			
Investor profile	For investors looking for high security for their capital. <sup>1</sup>			
Investment return benchmark	To provide a high level of security of capital			
Minimum suggested time frame	No minimum			
Standard Risk Measure (SRM)	1 / Very low			
Target for assets	Growth 0%, Defensive 100%			
Underlying investment allocations as at the date of preparation of this IOL	%	Super APIR	Pension APIR	
	Guaranteed Cash	100%	CVW0004AU	CVW0019AU



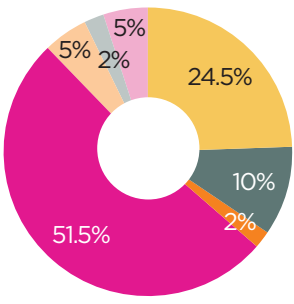
1 Any guarantee is provided by ClearView Life, not the Trustee.

# IPS Strategies in detail - Diversified Active options

## IPS Active Dynamic 30

WealthSolver investment codes	Super - FC62287AU, Pension - FC62315AU			
Product summary	A portfolio of actively managed assets designed to achieve stable returns over the short to medium-term.			
Investor profile	For investors who regard security and stability as more important than the level of returns.			
Investment return benchmark	CPI + 2% p.a. over rolling 3-year periods (before fees & taxes)			
Minimum suggested time frame	3 years			
Standard Risk Measure (SRM)	3/ Low to medium			
Target (and range) for assets	Growth 30% (20-40%), Defensive 70% (60-80%)			
Underlying investment allocations as at the date of preparation of this IOL	%	Super APIR	Pension APIR	
	First Sentier Investors Infrastructure Fund	5%	CVW0009AU	CVW0024AU
	Schroder Equity Opportunities Fund	6%	CVW0012AU	CVW0027AU
	Hyperion Australian Shares Fund	2%	CVW0013AU	CVW0028AU
	CLAL Antipodes Global Fund	4%	CVW2683AU	CVW6830AU
	Fairlight Global Fund	3%	CVW0048AU	CVW0105AU
	Aoris International SRI Fund	2.5%	CVW0015AU	CVW0030AU
	CLAL Index Emerging Markets Fund	1.75%	CVW0017AU	CVW0032AU
	CLAL Money Market Fund	11.75%	CVW0005AU	CVW0020AU
	CLAL Fixed Interest Fund	64%	CVW0006AU	CVW0021AU

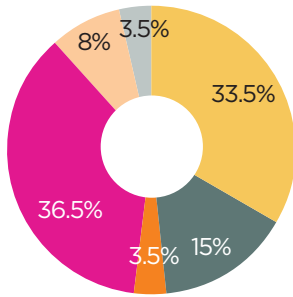
## IPS Active Dynamic 50

WealthSolver investment codes	Super - FC62288AU, Pension - FC62316AU			
Product summary	A portfolio of actively managed assets designed to achieve moderate returns over the medium-term.			
Investor profile	For investors who seek capital growth and are willing to accept some volatility.			
Investment return benchmark	CPI + 3% p.a. over rolling 5-year periods (before fees & taxes)			
Minimum suggested time frame	4 years			
Standard Risk Measure (SRM)	4 / Medium			
Target (and range) for assets	Growth 50% (40-60%), Defensive 50% (40-60%)			
Underlying investment allocations as at the date of preparation of this IOL		%	Super APIR	Pension APIR
	CLAL Index Property/Infrastructure Fund <sup>1</sup>	2%	CVW0010AU	CVW0025AU
	First Sentier Investors Infrastructure Fund	5%	CVW0009AU	CVW0024AU
	Schroder Equity Opportunities Fund	7%	CVW0012AU	CVW0027AU
	Hyperion Australian Shares Fund	3%	CVW0013AU	CVW0028AU
	CLAL Antipodes Global Fund	10.5%	CVW2683AU	CVW6830AU
	Fairlight Global Fund	7%	CVW0048AU	CVW0105AU
	Aoris International SRI Fund	7%	CVW0015AU	CVW0030AU
	CLAL Index Emerging Markets Fund	2%	CVW0017AU	CVW0032AU
	CLAL Money Market Fund	5%	CVW0005AU	CVW0020AU
	CLAL Fixed Interest Fund	51.5%	CVW0006AU	CVW0021AU

<sup>1</sup> As at the date of preparation of this IOL, this fund is made up of 70% property and 30% infrastructure. This is subject to change.

## IPS Active Dynamic 70

WealthSolver investment codes	Super - FC62289AU, Pension - FC62317AU			
Product summary	A portfolio of actively managed assets designed to achieve high returns over the long-term.			
Investor profile	For investors who desire the potential for higher returns and are comfortable with higher risks.			
Investment return benchmark	CPI + 4% p.a. over rolling 7-year periods (before fees & taxes)			
Minimum suggested time frame	5 years			
Standard Risk Measure (SRM)	5 / Medium to high			
Target (and range) for assets	Growth 70% (60-80%), Defensive 30% (20-40%)			
Underlying investment allocations as at the date of preparation of this IOL		%	Super APIR	Pension APIR

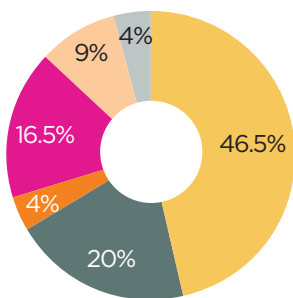


CLAL Index Property/Infrastructure Fund <sup>1</sup>	3.5%	CVW0010AU	CVW0025AU
First Sentier Investors Infrastructure Fund	8%	CVW0009AU	CVW0024AU
Schroder Equity Opportunities Fund	10%	CVW0012AU	CVW0027AU
Hyperion Australian Shares Fund	5%	CVW0013AU	CVW0028AU
CLAL Antipodes Global Fund	14.5%	CVW2683AU	CVW6830AU
Fairlight Global Fund	9%	CVW0048AU	CVW0105AU
Aoris International SRI Fund	10%	CVW0015AU	CVW0030AU
CLAL Index Emerging Markets Fund	3.5%	CVW0017AU	CVW0032AU
CLAL Fixed Interest Fund	36.5%	CVW0006AU	CVW0021AU

<sup>1</sup> As at the date of preparation of this IOL, this fund is made up of 70% property and 30% infrastructure. This is subject to change.

## IPS Active Dynamic 90

WealthSolver investment codes	Super - FC62290AU, Pension - FC62318AU			
Product summary	A portfolio of actively managed assets designed to achieve significant returns over the long-term.			
Investor profile	For investors who seek to maximise their return and are prepared to accept a higher level of risk on their investment.			
Investment return benchmark	CPI + 5% p.a. over rolling 9-year periods (before fees & taxes)			
Minimum suggested time frame	7 years			
Standard Risk Measure (SRM)	6 / High			
Target (and range) for assets	Growth 90% (80-100%), Defensive 10% (0-20%)			
Underlying investment allocations as at the date of preparation of this IOL		%	Super APIR	Pension APIR



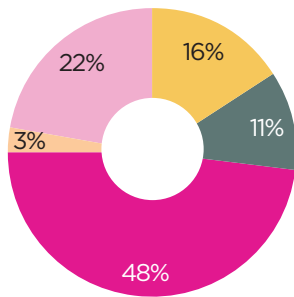
CLAL Index Property/Infrastructure Fund <sup>1</sup>	4%	CVW0010AU	CVW0025AU
First Sentier Investors Infrastructure Fund	9%	CVW0009AU	CVW0024AU
Schroder Equity Opportunities Fund	10%	CVW0012AU	CVW0027AU
Hyperion Australian Shares Fund	10%	CVW0013AU	CVW0028AU
CLAL Antipodes Global Fund	20.5%	CVW2683AU	CVW6830AU
Fairlight Global Fund	13%	CVW0048AU	CVW0105AU
Aoris International SRI Fund	13%	CVW0015AU	CVW0030AU
CLAL Index Emerging Markets Fund	4%	CVW0017AU	CVW0032AU
CLAL Fixed Interest Fund	16.5%	CVW0006AU	CVW0021AU

<sup>1</sup> As at the date of preparation of this IOL, this fund is made up of 70% property and 30% infrastructure. This is subject to change.



### IPS Active Strategic 30

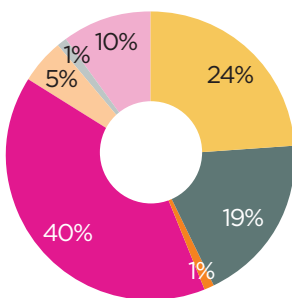
<b>WealthSolver investment codes</b>	Super - FC62291AU, Pension - FC62319AU
<b>Product summary</b>	A portfolio of actively managed assets designed to achieve stable returns over the short to medium-term.
<b>Investor profile</b>	For investors who regard security and stability as more important than the level of returns.
<b>Investment return benchmark</b>	CPI + 2% p.a. over rolling 3-year periods (before fees & taxes)
<b>Minimum suggested time frame</b>	3 years
<b>Standard Risk Measure (SRM)</b>	3 / Low to medium
<b>Target for assets</b>	Growth 30%, Defensive 70%
<b>Underlying investment allocations as at the date of preparation of this IOL</b>	<b>%</b> <b>Super APIR</b> <b>Pension APIR</b>



First Sentier Investors Infrastructure Fund	3%	CVW0009AU	CVW0024AU
Schroder Equity Opportunities Fund	7.5%	CVW0012AU	CVW0027AU
Hyperion Australian Shares Fund	3.5%	CVW0013AU	CVW0028AU
CLAL Antipodes Global Fund	6.5%	CVW2683AU	CVW6830AU
Fairlight Global Fund	5%	CVW0048AU	CVW0105AU
Aoris International SRI Fund	4.5%	CVW0015AU	CVW0030AU
CLAL Money Market Fund	22%	CVW0005AU	CVW0020AU
CLAL Fixed Interest Fund	48%	CVW0006AU	CVW0021AU

### IPS Active Strategic 50

<b>WealthSolver investment codes</b>	Super - FC62292AU, Pension - FC62320AU
<b>Product summary</b>	A portfolio of actively managed assets designed to achieve moderate returns over the medium-term.
<b>Investor profile</b>	For investors who seek capital growth and are willing to accept some volatility.
<b>Investment return benchmark</b>	CPI + 3% p.a. over rolling 5-year periods (before fees & taxes)
<b>Minimum suggested time frame</b>	4 years
<b>Standard Risk Measure (SRM)</b>	4 / Medium
<b>Target for assets</b>	Growth 50%, Defensive 50%
<b>Underlying investment allocations as at the date of preparation of this IOL</b>	<b>%</b> <b>Super APIR</b> <b>Pension APIR</b>



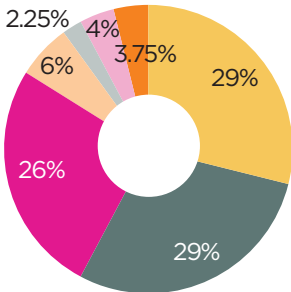
CLAL Index Property/Infrastructure Fund <sup>1</sup>	1%	CVW0010AU	CVW0025AU
First Sentier Investors Infrastructure Fund	5%	CVW0009AU	CVW0024AU
Schroder Equity Opportunities Fund	13%	CVW0012AU	CVW0027AU
Hyperion Australian Shares Fund	6%	CVW0013AU	CVW0028AU
CLAL Antipodes Global Fund	10%	CVW2683AU	CVW6830AU
Fairlight Global Fund	8%	CVW0048AU	CVW0105AU
Aoris International SRI Fund	6%	CVW0015AU	CVW0030AU
CLAL Index Emerging Markets Fund	1%	CVW0017AU	CVW0032AU
CLAL Money Market Fund	10%	CVW0005AU	CVW0020AU
CLAL Fixed Interest Fund	40%	CVW0006AU	CVW0021AU

<sup>1</sup> As at the date of preparation of this IOL, this fund is made up of 70% property and 30% infrastructure. This is subject to change.



### IPS Active Strategic 70

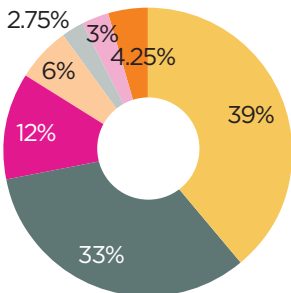
<b>WealthSolver investment codes</b>	Super - FC62293AU, Pension - FC62321AU
<b>Product summary</b>	A portfolio of actively managed assets designed to achieve high returns over the long-term.
<b>Investor profile</b>	For investors who desire the potential for higher returns and are comfortable with higher risks.
<b>Investment return benchmark</b>	CPI + 4% p.a. over rolling 7-year periods (before fees & taxes)
<b>Minimum suggested time frame</b>	5 years
<b>Standard Risk Measure (SRM)</b>	5 / Medium to high
<b>Target for assets</b>	Growth 70%, Defensive 30%

Underlying investment allocations as at the date of preparation of this IOL		%	Super APIR	Pension APIR
	CLAL Index Property/Infrastructure Fund <sup>1</sup>	3.75%	CVW0010AU	CVW0025AU
	First Sentier Investors Infrastructure Fund	6%	CVW0009AU	CVW0024AU
	Schroder Equity Opportunities Fund	19%	CVW0012AU	CVW0027AU
	Hyperion Australian Shares Fund	10%	CVW0013AU	CVW0028AU
	CLAL Antipodes Global Fund	12%	CVW2683AU	CVW6830AU
	Fairlight Global Fund	10%	CVW0048AU	CVW0105AU
	Aoris International SRI Fund	7%	CVW0015AU	CVW0030AU
	CLAL Index Emerging Markets Fund	2.25%	CVW0017AU	CVW0032AU
	CLAL Money Market Fund	4%	CVW0005AU	CVW0020AU
	CLAL Fixed Interest Fund	26%	CVW0006AU	CVW0021AU

<sup>1</sup> As at the date of preparation of this IOL, this fund is made up of 70% property and 30% infrastructure. This is subject to change.

### IPS Active Strategic 85

<b>WealthSolver investment codes</b>	Super - FC62294AU, Pension - FC62322AU
<b>Product summary</b>	A portfolio of actively managed assets designed to achieve significant returns over the long-term.
<b>Investor profile</b>	For investors who seek to maximise their return and are prepared to accept a higher level of risk on their investment.
<b>Investment return benchmark</b>	CPI + 5% p.a. over rolling 9-year periods (before fees & taxes)
<b>Minimum suggested time frame</b>	7 years
<b>Standard Risk Measure (SRM)</b>	6 / High
<b>Target for assets</b>	Growth 85%, Defensive 15%

Underlying investment allocations as at the date of preparation of this IOL		%	Super APIR	Pension APIR
	CLAL Index Property/Infrastructure Fund <sup>1</sup>	4.25%	CVW0010AU	CVW0025AU
	First Sentier Investors Infrastructure Fund	6%	CVW0009AU	CVW0024AU
	Schroder Equity Opportunities Fund	22%	CVW0012AU	CVW0027AU
	Hyperion Australian Shares Fund	11%	CVW0013AU	CVW0028AU
	CLAL Antipodes Global Fund	16%	CVW2683AU	CVW6830AU
	Fairlight Global Fund	13%	CVW0048AU	CVW0105AU
	Aoris International SRI Fund	10%	CVW0015AU	CVW0030AU
	CLAL Index Emerging Markets Fund	2.75%	CVW0017AU	CVW0032AU
	CLAL Money Market Fund	3%	CVW0005AU	CVW0020AU
	CLAL Fixed Interest Fund	12%	CVW0006AU	CVW0021AU

<sup>1</sup> As at the date of preparation of this IOL, this fund is made up of 70% property and 30% infrastructure. This is subject to change.

## IPS Active Strategic 100

<b>WealthSolver investment codes</b>	Super - FC62295AU, Pension - FC62323AU
<b>Product summary</b>	A portfolio of actively managed assets designed to achieve significant returns over the long-term.
<b>Investor profile</b>	For investors who seek to maximise their return and are prepared to accept a significant level of risk on their investment.
<b>Investment return benchmark</b>	CPI + 5% p.a. over rolling 9-year periods (before fees & taxes)
<b>Minimum suggested time frame</b>	9 years
<b>Standard Risk Measure (SRM)</b>	6 / High
<b>Target for assets</b>	Growth 100%, Defensive 0%

Underlying investment allocations as at the date of preparation of this IOL		%	Super APIR	Pension APIR
	CLAL Index Property/Infrastructure Fund <sup>1</sup>	5.25%	CVW0010AU	CVW0025AU
	First Sentier Investors Infrastructure Fund	7%	CVW0009AU	CVW0024AU
	Schroder Equity Opportunities Fund	26%	CVW0012AU	CVW0027AU
	Hyperion Australian Shares Fund	13%	CVW0013AU	CVW0028AU
	CLAL Antipodes Global Fund	19%	CVW2683AU	CVW6830AU
	Fairlight Global Fund	15%	CVW0048AU	CVW0105AU
	Aoris International SRI Fund	11%	CVW0015AU	CVW0030AU
	CLAL Index Emerging Markets Fund	3.75%	CVW0017AU	CVW0032AU

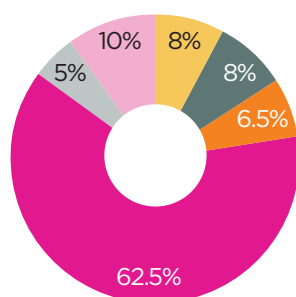
<sup>1</sup> As at the date of preparation of this IOL, this fund is made up of 70% property and 30% infrastructure. This is subject to change.

# IPS Strategies in detail - Diversified Index options

## IPS Index Dynamic 30

<b>WealthSolver investment codes</b>	Super - FC62298AU, Pension - FC62326AU
<b>Product summary</b>	A portfolio of actively managed passive assets designed to achieve stable returns over the short to medium-term.
<b>Investor profile</b>	For investors who regard security and stability as more important than the level of returns.
<b>Investment return benchmark</b>	CPI + 2% p.a. over rolling 3-year periods (before fees & taxes)
<b>Minimum suggested time frame</b>	3 years
<b>Standard Risk Measure (SRM)</b>	3/ Low to medium
<b>Target (and range) for assets</b>	Growth 30% (20-40%), Defensive 70% (60-80%)

### Underlying investment allocations as at the date of preparation of this IOL



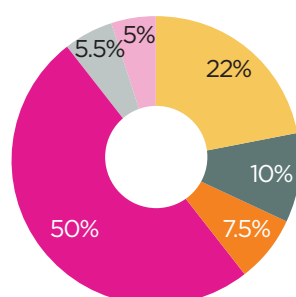
	%	Super APIR	Pension APIR
CLAL Index Property/Infrastructure Fund <sup>1</sup>	6.5%	CVW0010AU	CVW0025AU
CLAL Index Australian Shares Fund	8%	CVW0011AU	CVW0026AU
CLAL Index International Shares Fund	8%	CVW0016AU	CVW0031AU
CLAL Index Emerging Markets Fund	5%	CVW0017AU	CVW0032AU
CLAL Money Market Fund	10%	CVW0005AU	CVW0020AU
CLAL Index Fixed Interest Fund	62.5%	CVW0007AU	CVW0022AU

<sup>1</sup> As at the date of preparation of this IOL, this fund is made up of 70% property and 30% infrastructure. This is subject to change.

## IPS Index Dynamic 50

<b>WealthSolver investment codes</b>	Super - FC62299AU, Pension - FC62327AU
<b>Product summary</b>	A portfolio of actively managed passive assets designed to achieve moderate returns over the medium-term.
<b>Investor profile</b>	For investors who seek capital growth and are willing to accept some volatility.
<b>Investment return benchmark</b>	CPI + 3% p.a. over rolling 5-year periods (before fees & taxes)
<b>Minimum suggested time frame</b>	4 years
<b>Standard Risk Measure (SRM)</b>	4 / Medium
<b>Target (and range) for assets</b>	Growth 50% (40-60%), Defensive 50% (40-60%)

### Underlying investment allocations as at the date of preparation of this IOL

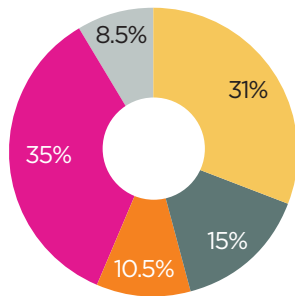


	%	Super APIR	Pension APIR
CLAL Index Property/Infrastructure Fund <sup>1</sup>	7.5%	CVW0010AU	CVW0025AU
CLAL Index Australian Shares Fund	10%	CVW0011AU	CVW0026AU
CLAL Index International Shares Fund	22%	CVW0016AU	CVW0031AU
CLAL Index Emerging Markets Fund	5.5%	CVW0017AU	CVW0032AU
CLAL Money Market Fund	5%	CVW0005AU	CVW0020AU
CLAL Index Fixed Interest Fund	50%	CVW0007AU	CVW0022AU

<sup>1</sup> As at the date of preparation of this IOL, this fund is made up of 70% property and 30% infrastructure. This is subject to change.

## IPS Index Dynamic 70

<b>WealthSolver investment codes</b>	Super - FC62300AU, Pension - FC62328AU
<b>Product summary</b>	A portfolio of actively managed passive assets designed to achieve high returns over the long-term.
<b>Investor profile</b>	For investors who desire the potential for higher returns and are comfortable with higher risks.
<b>Investment return benchmark</b>	CPI + 4% p.a. over rolling 7-year periods (before fees & taxes)
<b>Minimum suggested time frame</b>	5 years
<b>Standard Risk Measure (SRM)</b>	5 / Medium to high
<b>Target (and range) for assets</b>	Growth 70% (60-80%), Defensive 30% (20-40%)
<b>Underlying investment allocations as at the date of preparation of this IOL</b>	

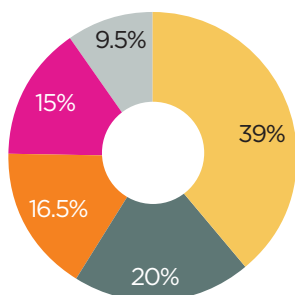


	%	Super APIR	Pension APIR
CLAL Index Property/Infrastructure Fund <sup>1</sup>	10.5%	CVW0010AU	CVW0025AU
CLAL Index Australian Shares Fund	15%	CVW0011AU	CVW0026AU
CLAL Index International Shares Fund	31%	CVW0016AU	CVW0031AU
CLAL Index Emerging Markets Fund	8.5%	CVW0017AU	CVW0032AU
CLAL Index Fixed Interest Fund	35%	CVW0007AU	CVW0022AU

<sup>1</sup> As at the date of preparation of this IOL, this fund is made up of 70% property and 30% infrastructure. This is subject to change.

## IPS Index Dynamic 90

<b>WealthSolver investment codes</b>	Super - FC62301AU, Pension - FC62329AU
<b>Product summary</b>	A portfolio of actively managed passive assets designed to achieve significant returns over the long-term.
<b>Investor profile</b>	For investors who seek to maximise their return and are prepared to accept a higher level of risk on their investment.
<b>Investment return benchmark</b>	CPI + 5% p.a. over rolling 9-year periods (before fees & taxes)
<b>Minimum suggested time frame</b>	7 years
<b>Standard Risk Measure (SRM)</b>	6 / High
<b>Target (and range) for assets</b>	Growth 90% (80-100%), Defensive 10% (0-20%)
<b>Underlying investment allocations as at the date of preparation of this IOL</b>	

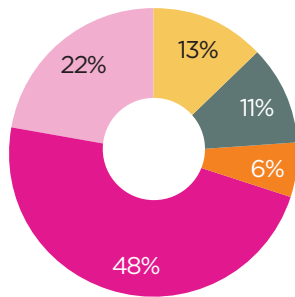


	%	Super APIR	Pension APIR
CLAL Index Property/Infrastructure Fund <sup>1</sup>	16.5%	CVW0010AU	CVW0025AU
CLAL Index Australian Shares Fund	20%	CVW0011AU	CVW0026AU
CLAL Index International Shares Fund	39%	CVW0016AU	CVW0031AU
CLAL Index Emerging Markets Fund	9.5%	CVW0017AU	CVW0032AU
CLAL Index Fixed Interest Fund	15%	CVW0007AU	CVW0022AU

<sup>1</sup> As at the date of preparation of this IOL, this fund is made up of 70% property and 30% infrastructure. This is subject to change.

### IPS Index Strategic 30

WealthSolver investment codes	Super - FC62302AU, Pension - FC62330AU		
Product summary	A portfolio of passively managed assets designed to achieve stable returns over the short to medium-term.		
Investor profile	For investors who regard security and stability as more important than the level of returns.		
Investment return benchmark	CPI + 2% p.a. over rolling 3-year periods (before fees & taxes)		
Minimum suggested time frame	3 years		
Standard Risk Measure (SRM)	3 / Low to medium		
Target for assets	Growth 30%, Defensive 70%		
Underlying investment allocations as at the date of preparation of this IOL	%	Super APIR	Pension APIR

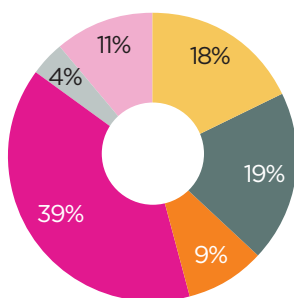


CLAL Index Property/Infrastructure Fund <sup>1</sup>	6%	CVW0010AU	CVW0025AU
CLAL Index Australian Shares Fund	11%	CVW0011AU	CVW0026AU
CLAL Index International Shares Fund	13%	CVW0016AU	CVW0031AU
CLAL Money Market Fund	22%	CVW0005AU	CVW0020AU
CLAL Index Fixed Interest Fund	48%	CVW0007AU	CVW0022AU

<sup>1</sup> As at the date of preparation of this IOL, this fund is made up of 70% property and 30% infrastructure. This is subject to change.

### IPS Index Strategic 50

WealthSolver investment codes	Super - FC62303AU, Pension - FC62331AU		
Product summary	A portfolio of passively managed assets designed to achieve moderate returns over the medium-term.		
Investor profile	For investors who seek capital growth and are willing to accept some volatility.		
Investment return benchmark	CPI + 3% p.a. over rolling 5-year periods (before fees & taxes)		
Minimum suggested time frame	4 years		
Standard Risk Measure (SRM)	4 / Medium		
Target for assets	Growth 50%, Defensive 50%		
Underlying investment allocations as at the date of preparation of this IOL	%	Super APIR	Pension APIR

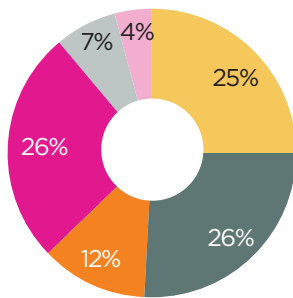


CLAL Index Property/Infrastructure Fund <sup>1</sup>	9%	CVW0010AU	CVW0025AU
CLAL Index Australian Shares Fund	19%	CVW0011AU	CVW0026AU
CLAL Index International Shares Fund	18%	CVW0016AU	CVW0031AU
CLAL Index Emerging Markets Fund	4%	CVW0017AU	CVW0032AU
CLAL Money Market Fund	11%	CVW0005AU	CVW0020AU
CLAL Index Fixed Interest Fund	39%	CVW0007AU	CVW0022AU

<sup>1</sup> As at the date of preparation of this IOL, this fund is made up of 70% property and 30% infrastructure. This is subject to change.

### IPS Index Strategic 70

WealthSolver investment codes	Super - FC62304AU, Pension - FC62332AU		
Product summary	A portfolio of passively managed assets designed to achieve high returns over the long-term.		
Investor profile	For investors who desire the potential for higher returns and are comfortable with higher risks.		
Investment return benchmark	CPI + 4% p.a. over rolling 7-year periods (before fees & taxes)		
Minimum suggested time frame	5 years		
Standard Risk Measure (SRM)	5 / Medium to high		
Target for assets	Growth 70%, Defensive 30%		
Underlying investment allocations as at the date of preparation of this IOL	%	Super APIR	Pension APIR

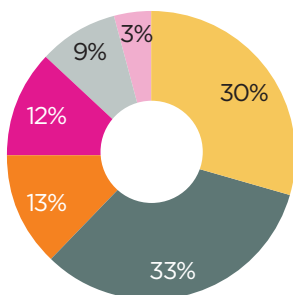


CLAL Index Property/Infrastructure Fund <sup>1</sup>	12%	CVW0010AU	CVW0025AU
CLAL Index Australian Shares Fund	26%	CVW0011AU	CVW0026AU
CLAL Index International Shares Fund	25%	CVW0016AU	CVW0031AU
CLAL Index Emerging Markets Fund	7%	CVW0017AU	CVW0032AU
CLAL Money Market Fund	4%	CVW0005AU	CVW0020AU
CLAL Index Fixed Interest Fund	26%	CVW0007AU	CVW0022AU

<sup>1</sup> As at the date of preparation of this IOL, this fund is made up of 70% property and 30% infrastructure. This is subject to change.

### IPS Index Strategic 85

WealthSolver investment codes	Super - FC62305AU, Pension - FC62333AU		
Product summary	A portfolio of passively managed assets designed to achieve significant returns over the long-term.		
Investor profile	For investors who seek to maximise their return and are prepared to accept a higher level of risk on their investment.		
Investment return benchmark	CPI + 5% p.a. over rolling 9-year periods (before fees & taxes)		
Minimum suggested time frame	7 years		
Standard Risk Measure (SRM)	6 / High		
Target for assets	Growth 85%, Defensive 15%		
Underlying investment allocations as at the date of preparation of this IOL	%	Super APIR	Pension APIR



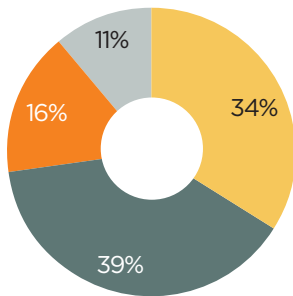
CLAL Index Property/Infrastructure Fund <sup>1</sup>	13%	CVW0010AU	CVW0025AU
CLAL Index Australian Shares Fund	33%	CVW0011AU	CVW0026AU
CLAL Index International Shares Fund	30%	CVW0016AU	CVW0031AU
CLAL Index Emerging Markets Fund	9%	CVW0017AU	CVW0032AU
CLAL Money Market Fund	3%	CVW0005AU	CVW0020AU
CLAL Index Fixed Interest Fund	12%	CVW0007AU	CVW0022AU

<sup>1</sup> As at the date of preparation of this IOL, this fund is made up of 70% property and 30% infrastructure. This is subject to change.

### IPS Index Strategic 100

<b>WealthSolver investment codes</b>	Super - FC62306AU, Pension - FC62334AU
<b>Product summary</b>	A portfolio of passively managed assets designed to achieve significant returns over the long-term.
<b>Investor profile</b>	For investors who seek to maximise their return and are prepared to accept a significant level of risk on their investment.
<b>Investment return benchmark</b>	CPI + 5% p.a. over rolling 9-year periods (before fees & taxes)
<b>Minimum suggested time frame</b>	9 years
<b>Standard Risk Measure (SRM)</b>	6 / High
<b>Target for assets</b>	Growth 100%, Defensive 0%

Underlying investment allocations as at the date of preparation of this IOL	%	Super APIR	Pension APIR
CLAL Index Property/Infrastructure Fund <sup>1</sup>	16%	CVW0010AU	CVW0025AU
CLAL Index Australian Shares Fund	39%	CVW0011AU	CVW0026AU
CLAL Index International Shares Fund	34%	CVW0016AU	CVW0031AU
CLAL Index Emerging Markets Fund	11%	CVW0017AU	CVW0032AU

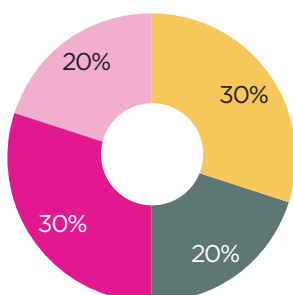


<sup>1</sup> As at the date of preparation of this IOL, this fund is made up of 70% property and 30% infrastructure. This is subject to change.

### IPS Index Base 50

<b>WealthSolver investment codes</b>	Super - FC62311AU, Pension - FC62339AU
<b>Product summary</b>	A diversified investment which is made up of passively managed assets designed to achieve moderate returns over the medium-term.
<b>Investor profile</b>	For investors who seek capital growth and are willing to accept some volatility.
<b>Investment return benchmark</b>	CPI + 3% p.a. over rolling 5-year periods (before fees & taxes)
<b>Minimum suggested time frame</b>	4 years
<b>Standard Risk Measure (SRM)</b>	5 / Medium to high
<b>Target for assets</b>	Growth 50%, Defensive 50%

Underlying investment allocations as at the date of preparation of this IOL	%	Super APIR	Pension APIR
CLAL Index Base 50 Fund	100%	CVW6656AU	CVW2504AU
Australian Shares	20%		
International Shares	30%		
Money Market	20%		
Fixed Interest	30%		

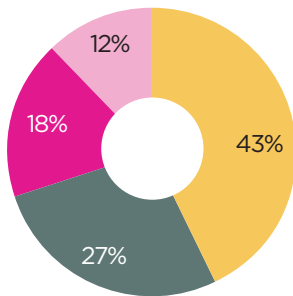




### IPS Index Base 70

<b>WealthSolver investment codes</b>	Super - FC62312AU, Pension - FC62340AU
<b>Product summary</b>	A diversified investment which is made up of passively managed assets designed to achieve high returns over the long-term.
<b>Investor profile</b>	For investors who desire the potential for higher returns and are comfortable with higher risks.
<b>Investment return benchmark</b>	CPI + 4% p.a. over rolling 7-year periods (before fees & taxes)
<b>Minimum suggested time frame</b>	5 years
<b>Standard Risk Measure (SRM)</b>	6 / High
<b>Target for assets</b>	Growth 70%, Defensive 30%

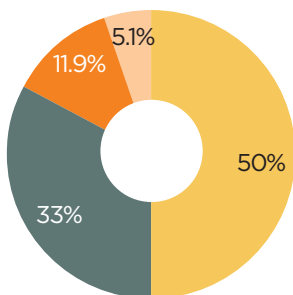
Underlying investment allocations as at the date of preparation of this IOL	%	Super APIR	Pension APIR
CLAL Index Base 70 Fund	100%	CVW0385AU	CVW5090AU
Australian Shares	27%		
International Shares	43%		
Money Market	12%		
Fixed Interest	18%		



### IPS Index Base 100

<b>WealthSolver investment codes</b>	Super - FC62313AU, Pension - FC62341AU
<b>Product summary</b>	A diversified investment which is made up of passively managed assets designed to achieve significant returns over the long-term.
<b>Investor profile</b>	For investors who seek to maximise their return and are prepared to accept a significant level of risk on their investment.
<b>Investment return benchmark</b>	CPI + 5% p.a. over rolling 9-year periods (before fees & taxes)
<b>Minimum suggested time frame</b>	9 years
<b>Standard Risk Measure (SRM)</b>	6 / High
<b>Target for assets</b>	Growth 100%, Defensive 0%

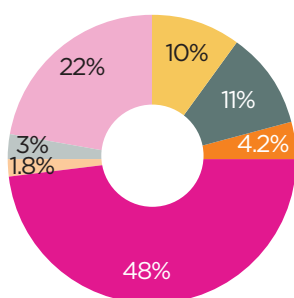
Underlying investment allocations as at the date of preparation of this IOL	%	Super APIR	Pension APIR
CLAL Index Base 100 Fund	100%	CVW1207AU	CVW0466AU
Property	11.9%		
Infrastructure	5.1%		
Australian Shares	33%		
International Shares	50%		



# IPS Strategies in detail - Diversified Active & Index options

## Cautious 30

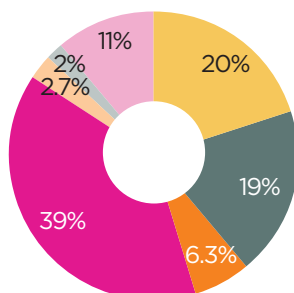
<b>WealthSolver investment codes</b>	Super - FC63318AU, Pension - FC63317AU
<b>Product summary</b>	A portfolio of actively and passively managed assets designed to achieve stable returns over the short to medium-term.
<b>Investor profile</b>	For investors who regard security and stability as more important than the level of returns.
<b>Investment return benchmark</b>	CPI + 2% p.a. over rolling 3-year periods (before fees & taxes)
<b>Minimum suggested time frame</b>	3 years
<b>Standard Risk Measure (SRM)</b>	3 / Low to medium
<b>Target for assets</b>	Growth 30%, Defensive 70%
<b>Underlying investment allocations as at the date of preparation of this IOL</b>	<b>%</b> <b>Super APIR</b> <b>Pension APIR</b>



Cautious 30	100%	CVW4555AU	CVW3689AU
Property	4.2%		
Infrastructure	1.8%		
Australian Shares	11%		
International Shares	10%		
Emerging Markets	3%		
Money Market	22%		
Fixed Interest	48%		

## Prudent 50

<b>WealthSolver investment codes</b>	Super - FC63322AU, Pension - FC63323AU
<b>Product summary</b>	A portfolio of actively and passively managed assets designed to achieve moderate returns over the medium-term.
<b>Investor profile</b>	For investors who seek capital growth and are willing to accept some volatility.
<b>Investment return benchmark</b>	CPI + 3% p.a. over rolling 5-year periods (before fees & taxes)
<b>Minimum suggested time frame</b>	4 years
<b>Standard Risk Measure (SRM)</b>	4 / Medium
<b>Target for assets</b>	Growth 50%, Defensive 50%
<b>Underlying investment allocations as at the date of preparation of this IOL</b>	<b>%</b> <b>Super APIR</b> <b>Pension APIR</b>

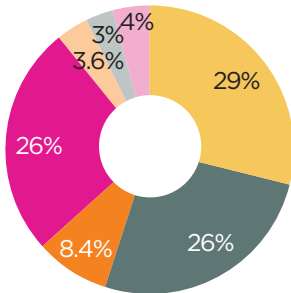


Prudent 50	100%	CVW8261AU	CVW9286AU
Property	6.3%		
Infrastructure	2.7%		
Australian Shares	19%		
International Shares	20%		
Emerging Markets	2%		
Money Market	11%		
Fixed Interest	39%		

### Assertive 70

<b>WealthSolver investment codes</b>	Super - FC63321AU, Pension - FC63316AU
<b>Product summary</b>	A portfolio of actively and passively managed assets designed to achieve high returns over the long-term.
<b>Investor profile</b>	For investors who desire the potential for higher returns and are comfortable with higher risks.
<b>Investment return benchmark</b>	CPI + 4% p.a. over rolling 7-year periods (before fees & taxes)
<b>Minimum suggested time frame</b>	5 years
<b>Standard Risk Measure (SRM)</b>	5 / Medium to high
<b>Target for assets</b>	Growth 70%, Defensive 30%

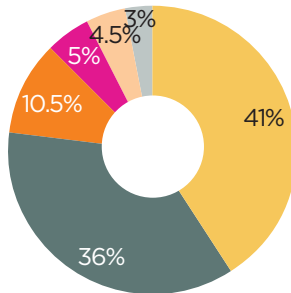
Underlying investment allocations as at the date of preparation of this IOL	%	Super APIR	Pension APIR
Assertive 70	100%	CVW7847AU	CVW1904AU
Property	8.4%		
Infrastructure	3.6%		
Australian Shares	26%		
International Shares	29%		
Emerging Markets	3%		
Money Market	4%		
Fixed Interest	26%		



### Aggressive 95

<b>WealthSolver investment codes</b>	Super - FC63319AU, Pension - FC63320AU
<b>Product summary</b>	A portfolio of actively and passively managed assets designed to achieve significant returns over the long-term.
<b>Investor profile</b>	For investors who seek to maximise their return and are prepared to accept a significant level of risk on their investment.
<b>Investment return benchmark</b>	CPI + 5% p.a. over rolling 9-year periods (before fees & taxes)
<b>Minimum suggested time frame</b>	9 years
<b>Standard Risk Measure (SRM)</b>	6 / High
<b>Target for assets</b>	Growth 95%, Defensive 5%

Underlying investment allocations as at the date of preparation of this IOL	%	Super APIR	Pension APIR
Aggressive 95	100%	CVW4638AU	CVW4902AU
Property	10.5%		
Infrastructure	4.5%		
Australian Shares	36%		
International Shares	41%		
Emerging Markets	3%		
Fixed Interest	5%		



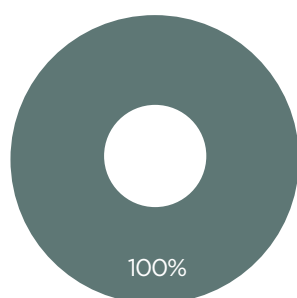
# IPS Strategies in detail - Sector Specific options

## IPS Active Australian Shares

<b>WealthSolver investment codes</b>	Super - FC62296AU, Pension - FC62324AU
<b>Product summary</b>	An actively managed portfolio whose underlying investments are Australian shares.
<b>Investor profile</b>	For investors who seek to maximise their return and are prepared to accept a higher level of risk on their investment.
<b>Investment return benchmark</b>	CPI + 5% p.a. over rolling 9-year periods (before fees & taxes)
<b>Minimum suggested time frame</b>	7 years
<b>Standard Risk Measure (SRM)</b>	6 / High
<b>Target for assets</b>	Growth 100%, Defensive 0%

### Underlying investment allocations as at the date of preparation of this IOL

	%	Super APIR	Pension APIR
Schroder Equity Opportunities Fund	70%	CVW0012AU	CVW0027AU
Hyperion Australian Shares Fund	30%	CVW0013AU	CVW0028AU

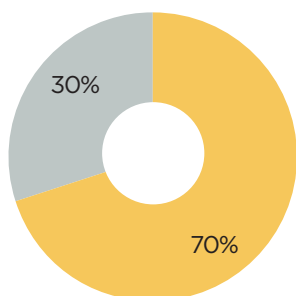


## IPS Active International Shares

<b>WealthSolver investment codes</b>	Super - FC62297AU, Pension - FC62325AU
<b>Product summary</b>	An actively managed portfolio whose underlying investments are international shares.
<b>Investor profile</b>	For investors who seek to maximise their return and are prepared to accept a higher level of risk on their investment.
<b>Investment return benchmark</b>	CPI + 5% p.a. over rolling 9-year periods (before fees & taxes)
<b>Minimum suggested time frame</b>	7 years
<b>Standard Risk Measure (SRM)</b>	6 / High
<b>Target for assets</b>	Growth 100%, Defensive 0%

### Underlying investment allocations as at the date of preparation of this IOL

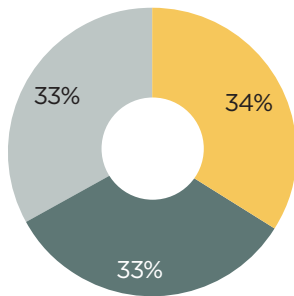
	%	Super APIR	Pension APIR
CLAL Antipodes Global Fund	30%	CVW2683AU	CVW6830AU
Fairlight Global Fund	10%	CVW0048AU	CVW0105AU
Aoris International SRI Fund	30%	CVW0015AU	CVW0030AU
CLAL Index Emerging Markets Fund	30%	CVW0017AU	CVW0032AU



## IPS Index Shares

<b>WealthSolver investment codes</b>	Super - FC62307AU, Pension - FC62335AU
<b>Product summary</b>	A portfolio whose underlying investments consist of both domestic and international shares.
<b>Investor profile</b>	For investors who seek to maximise their return and are prepared to accept a higher level of risk on their investment.
<b>Investment return benchmark</b>	CPI + 5% p.a. over rolling 9-year periods (before fees & taxes)
<b>Minimum suggested time frame</b>	7 years
<b>Standard Risk Measure (SRM)</b>	6 / High
<b>Target for assets</b>	Growth 100%, Defensive 0%

### Underlying investment allocations as at the date of preparation of this IOL

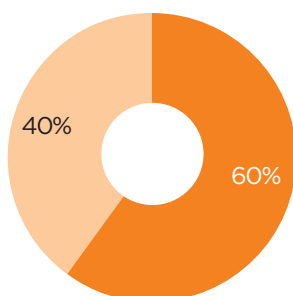


	%	Super APIR	Pension APIR
CLAL Index Australian Shares Fund	33%	CVW0011AU	CVW0026AU
CLAL Index International Shares Fund	34%	CVW0016AU	CVW0031AU
CLAL Index Emerging Markets Fund	33%	CVW0017AU	CVW0032AU

## IPS Conservative Growth

<b>WealthSolver investment codes</b>	Super - FC62308AU, Pension - FC62336AU
<b>Product summary</b>	An actively managed portfolio of shares from what could be more defensive sectors of the share market such as infrastructure and property.
<b>Investor profile</b>	For investors who wish to invest in the potentially more defensive sectors of the share market.
<b>Investment return benchmark</b>	CPI + 5% p.a. over rolling 9-year periods (before fees & taxes)
<b>Minimum suggested time frame</b>	6 years
<b>Standard Risk Measure (SRM)</b>	6 / High
<b>Target for assets</b>	Growth 100%, Defensive 0%

### Underlying investment allocations as at the date of preparation of this IOL



CLAL Index Property/Infrastructure Fund <sup>1</sup>	60%	CVW0010AU	CVW0025AU
First Sentier Investors Infrastructure Fund	40%	CVW0009AU	CVW0024AU

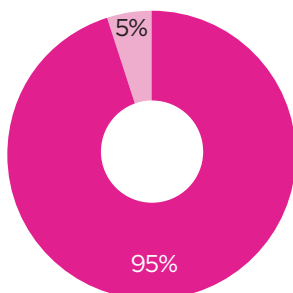
<sup>1</sup> As at the date of preparation of this IOL, this fund is made up of 70% property and 30% infrastructure. This is subject to change.

## IPS Income

<b>WealthSolver investment codes</b>	Super - FC62309AU, Pension - FC62337AU
<b>Product summary</b>	A portfolio of fixed interest investments.
<b>Investor profile</b>	For investors who regard security and stability as more important than the level of returns.
<b>Investment return benchmark</b>	CPI + 2% p.a. over rolling 3-year periods (before fees & taxes)
<b>Minimum suggested time frame</b>	3 years
<b>Standard Risk Measure (SRM)</b>	3/ Low to medium
<b>Target for assets</b>	Growth 0%, Defensive 100%

### Underlying investment allocations as at the date of preparation of this IOL

	%	Super APIR	Pension APIR
CLAL Fixed Interest Fund	95%	CVW0006AU	CVW0021AU
CLAL Money Market Fund	5%	CVW0005AU	CVW0020AU

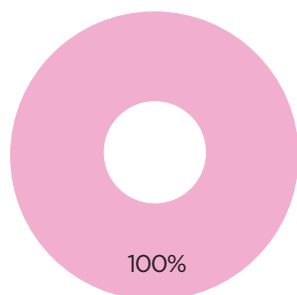


## IPS Money Market

<b>WealthSolver investment codes</b>	Super - FC62310AU, Pension - FC62338AU
<b>Product summary</b>	An investment in 100% money market instruments.
<b>Investor profile</b>	Very risk adverse investors and/or those with a short investment time frame.
<b>Investment return benchmark</b>	To provide a high level of security of capital.
<b>Minimum suggested time frame</b>	No minimum
<b>Standard Risk Measure (SRM)</b>	2/ Low
<b>Target for assets</b>	Growth 0%, Defensive 100%

### Underlying investment allocations as at the date of preparation of this IOL

	%	Super APIR	Pension APIR
CLAL Money Market Fund	100%	CVW0005AU	CVW0020AU



# Underlying investments

The following table shows the asset allocation of each underlying investment as at the date of preparation of this IOL. Underlying investments are shown for illustrative purposes only as you cannot choose which underlying investments are used in the IPS Strategies or Guaranteed Cash. Underlying investments are shown as at the date of preparation of this IOL and may change from time to time as determined by the Trustee and ClearView Life.

Note that certain underlying investments may have exposure to cash or other sectors not shown below.

Some underlying investments may use or be exposed to derivatives. For example, the CLAL Antipodes Global Fund may use derivatives for risk management purposes and to take opportunities to increase returns. The underlying value of derivatives may not exceed 100% of the Net Asset Value (**NAV**) of the Fund; and the underlying value of long stock positions and derivatives will not exceed 150% of the NAV of the Fund.

	APIR code (Super)	APIR code (Pension)	Property	Infra- structure	Australian Shares	International Shares	Emerging Markets	Money Market	Fixed Interest
First Sentier Investors Infrastructure Fund	CVW0009AU	CVW0024AU		100					
CLAL Index Property/Infrastructure Fund	CVW0010AU	CVW0025AU	70	30					
CLAL Index Australian Shares Fund	CVW0011AU	CVW0026AU			100				
Schroder Equity Opportunities Fund	CVW0012AU	CVW0027AU			100				
Hyperion Australian Shares Fund	CVW0013AU	CVW0028AU			100				
CLAL Antipodes Global Fund	CVW2683AU	CVW6830AU				100			
Fairlight Global Fund	CVW0048AU	CVW0105AU				100			
Aoris International SRI Fund	CVW0015AU	CVW0030AU				100			
CLAL Index International Shares Fund	CVW0016AU	CVW0031AU				100			
CLAL Index Emerging Markets Fund	CVW0017AU	CVW0032AU					100		
CLAL Fixed Interest Fund	CVW0006AU	CVW0021AU							100
CLAL Index Fixed Interest Fund	CVW0007AU	CVW0022AU							100
CLAL Money Market Fund	CVW0005AU	CVW0020AU						100	
Guaranteed Cash	CVW0004AU	CVW0019AU						100	
CLAL Index Base 50	CVW6656AU	CVW2504AU			20	30		20	30
CLAL Index Base 70	CVW0385AU	CVW5090AU			27	43		12	18
CLAL Index Base 100	CVW1207AU	CVW0466AU	11.9	5.1	33	50			
Cautious 30	CVW4555AU	CVW3689AU	4.2	1.8	11	10	3	22	48
Prudent 50	CVW8261AU	CVW9286AU	6.3	2.7	19	20	2	11	39
Assertive 70	CVW7847AU	CVW1904AU	8.4	3.6	26	29	3	4	26
Aggressive 95	CVW4638AU	CVW4902AU	10.5	4.5	36	41	3		5



# Additional information on fees and costs

## Buy-sell spread costs

Some additional information is shown below about the buy-sell spread costs for each investment option, as at the date of preparation of this IOL. This is indicative only of the applicable costs and is subject to change.

The buy-sell costs shown for each investment option are based on the weighted average of the buy-sell spreads of each underlying investment (where applicable).

These buy-sell spread costs for the year ending 30 June 2023 are included in the estimated transaction costs for each investment option, shown in the AIB, and may be different to the buy-sell spread costs shown below.

	Super & TTR options	Pension options		Super & TTR options	Pension options
Guaranteed Cash	0.00%	0.00%			
<b>Diversified Active options</b>			<b>Diversified Index options</b>		
IPS Active Dynamic 30	0.25%	0.25%	IPS Index Dynamic 30	0.19%	0.19%
IPS Active Dynamic 50	0.32%	0.32%	IPS Index Dynamic 50	0.21%	0.21%
IPS Active Dynamic 70	0.39%	0.39%	IPS Index Dynamic 70	0.26%	0.26%
IPS Active Dynamic 90	0.45%	0.45%	IPS Index Dynamic 90	0.29%	0.29%
IPS Active Strategic 30	0.24%	0.24%	IPS Index Strategic 30	0.13%	0.13%
IPS Active Strategic 50	0.33%	0.33%	IPS Index Strategic 50	0.19%	0.19%
IPS Active Strategic 70	0.41%	0.41%	IPS Index Strategic 70	0.25%	0.25%
IPS Active Strategic 85	0.46%	0.46%	IPS Index Strategic 85	0.28%	0.28%
IPS Active Strategic 100	0.52%	0.52%	IPS Index Strategic 100	0.31%	0.31%
<b>Diversified Index options</b>			<b>Diversified Active &amp; Index options</b>		
IPS Index Base 50	0.14%	0.14%	Cautious 30	0.17%	0.21%
IPS Index Base 70	0.17%	0.17%	Prudent 50	0.20%	0.23%
IPS Index Base 100	0.21%	0.21%	Assertive 70	0.26%	0.29%
			Aggressive 95	0.32%	0.34%
<b>Sector Specific options</b>			<b>Sector Specific options</b>		
IPS Active Australian Shares	0.60%	0.60%	IPS Conservative Growth	0.27%	0.27%
IPS Active International Shares	0.63%	0.63%	IPS Income	0.19%	0.19%
IPS Index Shares	0.51%	0.51%	IPS Money Market	0.00%	0.00%

The buy-sell spread charged in underlying investments (through unit pricing), on transactions into or out of the investments, offsets some, or all, of the transaction costs incurred by the underlying investment manager in the course of trading within each underlying investment. The transaction costs of the underlying investment may be higher or lower than the buy-sell spread charged.

You should refer to the information about fees and costs in the AIB. The information about fees and costs in the AIB provides details as relevant to investment options, offered by the Trustee.

## Total fees and costs

Some additional information is shown below about the total fees and costs for each investment option, as at the date of preparation of this IOL. This is indicative only of the applicable costs and is subject to change.

Refer to section 7 of the AIB for more information about each of the fees and costs below.

### WealthFoundations Super & TTR

	<b>Total fees &amp; costs (A) + (B) + (C) + (D)<sup>1</sup></b>	<b>Administration fees and costs (A)</b>	<b>Investment fees and costs (excl. performance fee) (B)</b>	<b>Performance fees (C)</b>	<b>Transaction costs (D)</b>
Guaranteed Cash	<b>0.50%</b>	0.20%	0.30%	0.00%	0.00%
<b>Diversified Active options</b>					
IPS Active Dynamic 30	<b>1.06%</b>	0.20%	0.74%	0.03%	0.10%
IPS Active Dynamic 50	<b>1.22%</b>	0.20%	0.84%	0.08%	0.11%
IPS Active Dynamic 70	<b>1.35%</b>	0.20%	0.93%	0.11%	0.11%
IPS Active Dynamic 90	<b>1.49%</b>	0.20%	1.02%	0.14%	0.12%
IPS Active Strategic 30	<b>1.07%</b>	0.20%	0.73%	0.05%	0.09%
IPS Active Strategic 50	<b>1.24%</b>	0.20%	0.86%	0.07%	0.10%
IPS Active Strategic 70	<b>1.34%</b>	0.20%	0.95%	0.09%	0.10%
IPS Active Strategic 85	<b>1.44%</b>	0.20%	1.01%	0.12%	0.11%
IPS Active Strategic 100	<b>1.53%</b>	0.20%	1.08%	0.13%	0.11%
<b>Diversified Index options</b>					
IPS Index Dynamic 30	<b>0.54%</b>	0.20%	0.34%	0.00%	0.00%
IPS Index Dynamic 50	<b>0.55%</b>	0.20%	0.35%	0.00%	0.00%
IPS Index Dynamic 70	<b>0.55%</b>	0.20%	0.35%	0.00%	0.00%
IPS Index Dynamic 90	<b>0.55%</b>	0.20%	0.35%	0.00%	0.00%
IPS Index Strategic 30	<b>0.53%</b>	0.20%	0.33%	0.00%	0.00%
IPS Index Strategic 50	<b>0.54%</b>	0.20%	0.34%	0.00%	0.00%
IPS Index Strategic 70	<b>0.55%</b>	0.20%	0.35%	0.00%	0.00%
IPS Index Strategic 85	<b>0.55%</b>	0.20%	0.35%	0.00%	0.00%
IPS Index Strategic 100	<b>0.55%</b>	0.20%	0.35%	0.00%	0.00%
IPS Index Base 50	<b>0.31%</b>	0.20%	0.11%	0.00%	0.00%
IPS Index Base 70	<b>0.31%</b>	0.20%	0.11%	0.00%	0.00%
IPS Index Base 100	<b>0.31%</b>	0.20%	0.11%	0.00%	0.00%
<b>Diversified Active &amp; Index options</b>					
Cautious 30	<b>1.25%</b>	0.20%	1.02%	0.00%	0.03%
Prudent 50	<b>1.30%</b>	0.20%	1.06%	0.01%	0.03%
Assertive 70	<b>1.43%</b>	0.20%	1.15%	0.06%	0.03%
Aggressive 95	<b>1.51%</b>	0.20%	1.22%	0.06%	0.03%
<b>Sector Specific options</b>					
IPS Active Australian Shares	<b>1.40%</b>	0.20%	1.15%	0.00%	0.06%
IPS Active International Shares	<b>1.48%</b>	0.20%	0.89%	0.28%	0.11%
IPS Index Shares	<b>0.55%</b>	0.20%	0.35%	0.00%	0.00%
IPS Conservative Growth	<b>0.92%</b>	0.20%	0.69%	0.00%	0.03%
IPS Income	<b>0.97%</b>	0.20%	0.67%	0.00%	0.10%
IPS Money Market	<b>0.45%</b>	0.20%	0.25%	0.00%	0.00%

<sup>1</sup> Note that the summation of columns A, B, C and D may not add to the 'Total fees and costs' shown due to rounding. These are estimates only.

## WealthFoundations Pension

	<b>Total fees &amp; costs (A) + (B) + (C) + (D)<sup>1</sup></b>	<b>Administration fees and costs (A)</b>	<b>Investment fees and costs (excl. performance fee) (B)</b>	<b>Performance fees (C)</b>	<b>Transaction costs (D)</b>
Guaranteed Cash	<b>0.50%</b>	0.20%	0.30%	0.00%	0.00%
<b>Diversified Active options</b>					
IPS Active Dynamic 30	<b>1.06%</b>	0.20%	0.74%	0.03%	0.10%
IPS Active Dynamic 50	<b>1.22%</b>	0.20%	0.84%	0.08%	0.11%
IPS Active Dynamic 70	<b>1.35%</b>	0.20%	0.93%	0.11%	0.11%
IPS Active Dynamic 90	<b>1.49%</b>	0.20%	1.02%	0.14%	0.12%
IPS Active Strategic 30	<b>1.07%</b>	0.20%	0.73%	0.05%	0.09%
IPS Active Strategic 50	<b>1.24%</b>	0.20%	0.86%	0.07%	0.10%
IPS Active Strategic 70	<b>1.34%</b>	0.20%	0.95%	0.09%	0.10%
IPS Active Strategic 85	<b>1.44%</b>	0.20%	1.01%	0.12%	0.11%
IPS Active Strategic 100	<b>1.53%</b>	0.20%	1.08%	0.13%	0.11%
<b>Diversified Index options</b>					
IPS Index Dynamic 30	<b>0.54%</b>	0.20%	0.34%	0.00%	0.00%
IPS Index Dynamic 50	<b>0.55%</b>	0.20%	0.35%	0.00%	0.00%
IPS Index Dynamic 70	<b>0.55%</b>	0.20%	0.35%	0.00%	0.00%
IPS Index Dynamic 90	<b>0.55%</b>	0.20%	0.35%	0.00%	0.00%
IPS Index Strategic 30	<b>0.53%</b>	0.20%	0.33%	0.00%	0.00%
IPS Index Strategic 50	<b>0.54%</b>	0.20%	0.34%	0.00%	0.00%
IPS Index Strategic 70	<b>0.55%</b>	0.20%	0.35%	0.00%	0.00%
IPS Index Strategic 85	<b>0.55%</b>	0.20%	0.35%	0.00%	0.00%
IPS Index Strategic 100	<b>0.55%</b>	0.20%	0.35%	0.00%	0.00%
IPS Index Base 50	<b>0.31%</b>	0.20%	0.11%	0.00%	0.00%
IPS Index Base 70	<b>0.31%</b>	0.20%	0.11%	0.00%	0.00%
IPS Index Base 100	<b>0.31%</b>	0.20%	0.11%	0.00%	0.00%
<b>Diversified Active &amp; Index options</b>					
Cautious 30	<b>1.25%</b>	0.20%	1.02%	0.00%	0.03%
Prudent 50	<b>1.30%</b>	0.20%	1.06%	0.01%	0.03%
Assertive 70	<b>1.43%</b>	0.20%	1.15%	0.06%	0.03%
Aggressive 95	<b>1.51%</b>	0.20%	1.22%	0.06%	0.03%
<b>Sector Specific options</b>					
IPS Active Australian Shares	<b>1.40%</b>	0.20%	1.15%	0.00%	0.06%
IPS Active International Shares	<b>1.48%</b>	0.20%	0.89%	0.28%	0.11%
IPS Index Shares	<b>0.55%</b>	0.20%	0.35%	0.00%	0.00%
IPS Conservative Growth	<b>0.92%</b>	0.20%	0.69%	0.00%	0.03%
IPS Income	<b>0.97%</b>	0.20%	0.67%	0.00%	0.10%
IPS Money Market	<b>0.45%</b>	0.20%	0.25%	0.00%	0.00%

1 Note that the summation of columns A, B, C and D may not add to the 'Total fees and costs' shown due to rounding. These are estimates only.



**ClearView WealthFoundations**

Reply Paid 4232  
Sydney NSW 2001

**132 977**

[client.wealth@clearview.com.au](mailto:client.wealth@clearview.com.au)

**[clearview.com.au](https://clearview.com.au)**